





## Blog Post Checklist

Use this checklist to keep a track of all the actions you have taken to share your blog post once you have posted it on your website.

Task		✓
<b>Step 1 - Posting blog on website</b>		
Post blog on your website		
Select featured image to be shown when sharing		
Image optimisation		
Meta Data updated for keywords		
<b>Step 2 – Posting and sharing on</b>		
<b>facebook</b>		
Post blog on your Facebook Business Page		
Share business page post on your personal timeline		
Share business page posts in Facebook groups	List groups here	
<b>Step 3 – Posting and sharing on</b>		
<b>LinkedIn</b>		
Post blog as a profile update		
Post blog as a company page update		
Post blog in LinkedIn groups	List groups here	

## Blog Post Checklist

Task	✓
<b>Step 4 – Posting and sharing on</b> 	
Tweet blog on your business twitter account	
Like business account tweet from personal account	
Retweet post from your personal account	
Add tweet to any Twitter automation	
<b>Step 5 – Posting and sharing on</b> 	
Share update on Google+/Google my Business page	
<b>Step 6 – Add to your e-mail newsletter</b> 	
Add your blog to the next e-mail newsletter you are planning on sending	
<b>Step 6 – Post in forums and other relevant websites</b> 	
Add your blog to any on-line forums that you are a member of.	<p>List forums here</p>